

Instructions for maintenance

We recommend, in addition to our instructions for maintenance, to consider carefully the demands of EN 1176-7











K&K **Play structure** **on tube** **pedestals** **0-21126-700**



Check all screw connections; if necessary screw down again. Cover screw-head with protecting cap.

one-time only approx. 4-5 weeks after installation

Recommendations about regular maintenance

	1 x weekly	2 x monthly	1 x monthly	4 x yearly	2 x yearly	1 x yearly
 Check connection between Robinia post and steel pedestals, screw down bolts if necessary, replace Robinia post if necessary	<input type="checkbox"/>	<input type="checkbox"/>	<input type="checkbox"/>	<input type="checkbox"/>	<input checked="" type="checkbox"/>	<input type="checkbox"/>
 Check cleanliness of play- and safety area, take out alien elements	<input type="checkbox"/>	<input type="checkbox"/>	<input checked="" type="checkbox"/>	<input type="checkbox"/>	<input type="checkbox"/>	<input type="checkbox"/>
 Check stability of vertical posts, tighten bolt-connections if necessary	<input type="checkbox"/>	<input type="checkbox"/>	<input type="checkbox"/>	<input type="checkbox"/>	<input checked="" type="checkbox"/>	<input type="checkbox"/>
 Check other component elements for wear and tight connections, tighten connections and replace defective elements if necessary	<input type="checkbox"/>	<input type="checkbox"/>	<input type="checkbox"/>	<input type="checkbox"/>	<input checked="" type="checkbox"/>	<input type="checkbox"/>
 Check rubber parts like seats, hoses, collars etc. for wear, replace if necessary	<input type="checkbox"/>	<input type="checkbox"/>	<input checked="" type="checkbox"/>	<input type="checkbox"/>	<input type="checkbox"/>	<input type="checkbox"/>
 Check slide chutes for cleanliness, take out protruding elements, repair defect stainless sheet steel	<input type="checkbox"/>	<input type="checkbox"/>	<input checked="" type="checkbox"/>	<input type="checkbox"/>	<input type="checkbox"/>	<input type="checkbox"/>
 In case of dry shakes remove splinters and chamfer edges	<input type="checkbox"/>	<input type="checkbox"/>	<input checked="" type="checkbox"/>	<input type="checkbox"/>	<input type="checkbox"/>	<input type="checkbox"/>
 Check foundation, foundation anchoring and whole construction for corrosion or decay, repair or replace if necessary.	<input type="checkbox"/>	<input type="checkbox"/>	<input type="checkbox"/>	<input type="checkbox"/>	<input type="checkbox"/>	<input checked="" type="checkbox"/>

Please note: The mentioned maintenance intervals are a recommendation only. They have to be adjusted to the needs and circumstances of a certain playground (e.g. due to the frequency of use, social facilities and vandalism problems etc.)