

# Instructions for maintenance

In addition to the manufacturer-related service instructions, we strongly advise the operator/owner to consider the corresponding prescriptions of the European Standard EN1176-7.



## 043070000 Tango dancer






One-time maintenance

*(exemplary colour illustration)*



Check all screw connections; retighten, if necessary.

once,  
approx. 4-5 weeks after installation

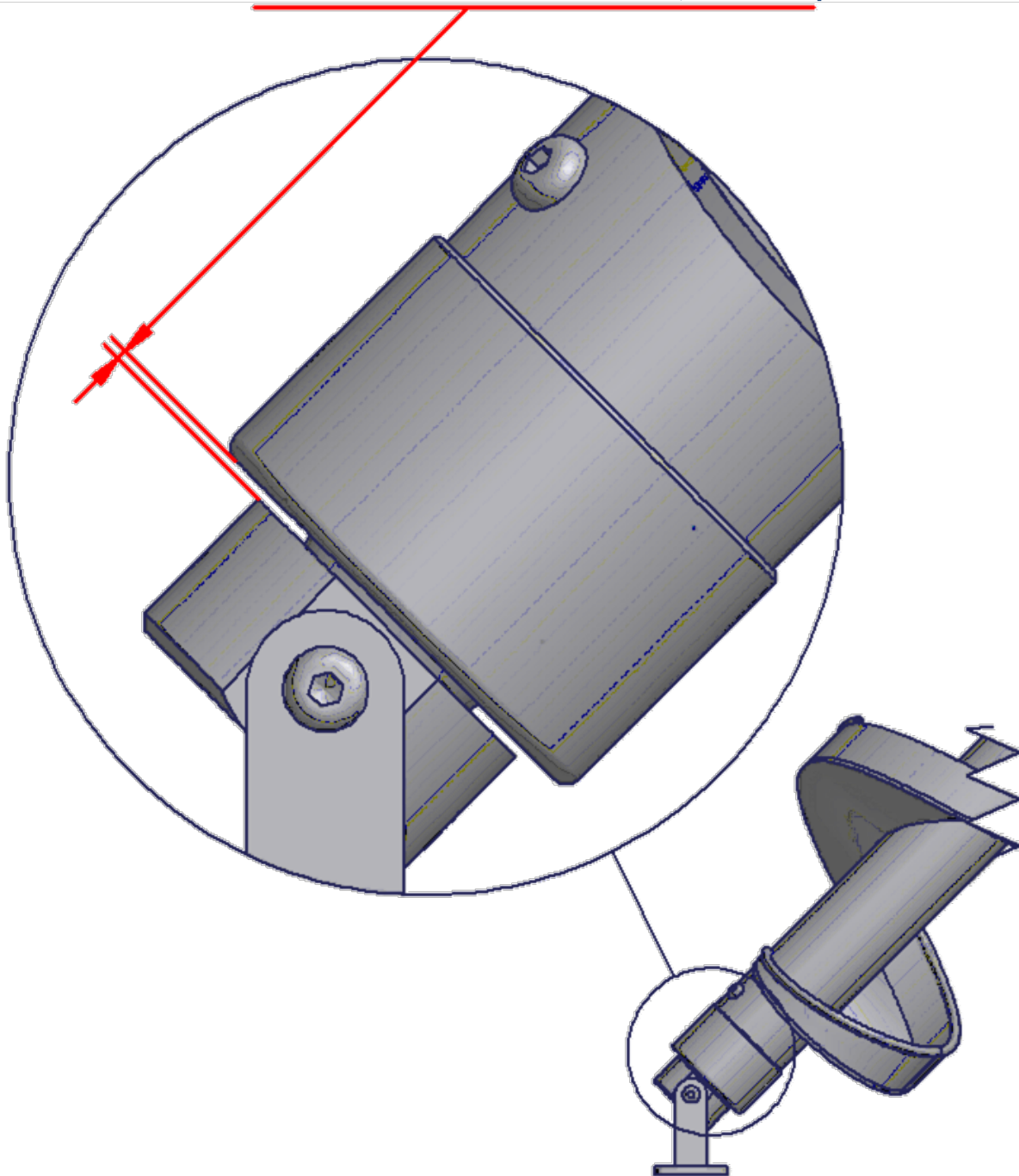
Recommended regular inspection and maintenance		once a week	twice per month	once a month	four times a year	twice a year	once a year
	Check cleanliness of playing and safety area. Remove any foreign object	<input type="checkbox"/>	<input type="checkbox"/>	<input checked="" type="checkbox"/>	<input type="checkbox"/>	<input type="checkbox"/>	<input type="checkbox"/>
	Check synthetic surfacing material for damages or severe wear, repair or replace, if necessary	<input type="checkbox"/>	<input type="checkbox"/>	<input checked="" type="checkbox"/>	<input type="checkbox"/>	<input type="checkbox"/>	<input type="checkbox"/>
	Check further structural components for wear and tightness; retighten, if necessary and replace defective parts.	<input type="checkbox"/>	<input type="checkbox"/>	<input type="checkbox"/>	<input type="checkbox"/>	<input checked="" type="checkbox"/>	<input type="checkbox"/>
	Check bearings and/or joints for tight fixing and easy-running function, replace or grease, if necessary.	<input type="checkbox"/>	<input type="checkbox"/>	<input type="checkbox"/>	<input type="checkbox"/>	<input checked="" type="checkbox"/>	<input type="checkbox"/>
	Check foundations and structural construction for corrosion or decay, repair or replace if necessary	<input type="checkbox"/>	<input type="checkbox"/>	<input type="checkbox"/>	<input type="checkbox"/>	<input type="checkbox"/>	<input checked="" type="checkbox"/>

**Please note: The above-mentioned maintenance intervals only have recommendatory character. They must necessarily be adapted to the local circumstances of each playground (frequency of use, social setting, risk and frequency of vandalism etc.).**

# Instructions for maintenance

Factory default 2-1,5 mm

Minimum reference dimension 0,8 mm = replacement



## Appropriate measuring tools:

- Drill bit  $\varnothing$  0,8 mm or
- Calliper gauges or
- Feeler gauges



# Instructions for maintenance

## Instructions for a correct maintenance of the steel cable according to DIN EN 1176-1:2017-12

With a service interval on a monthly basis, the operating life of a steel cable amounts to 7 years.

On each occasion of device maintenance, the steel cable must be inspected for wear, tension and correct positioning within the device.

In case of damage, wear or with excess of the operating life, an immediate replacement is essential. **Exclusively** use spare parts from Kaiser & Kühne to ensure device safety.



### Maintenance areas

Check the following issues in every maintenance area:

- Steel cable buckling
- Wear of the steel cable
- Steel cable tension, retighten, if necessary
- Screw connections, retighten, if necessary
- Wear and tightness of structural components

Please note: The above-mentioned maintenance intervals only have recommendatory character. They must necessarily be adapted to the local circumstances of each playground (frequency of use, social setting, risk and frequency of vandalism etc.).