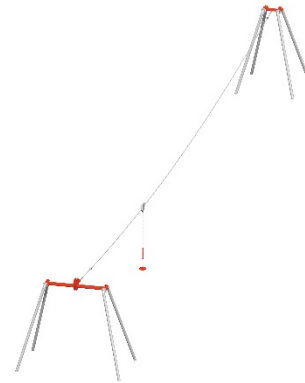


# Instructions for maintenance

In addition to the manufacturer-related service instructions, we strongly advise the operator/owner to consider the corresponding prescriptions of the European Standard EN1176-7.













- 042220002 Cable ride (20,00)
- 042225001 Cable ride (25,00)
- 042230001 Cable ride (30,00)

## One-time maintenance



Check all screw connections; retighten, if necessary. Cover the screw heads with protective screw caps.

once,  
approx. 4-5 weeks after installation

Recommended regular inspection and maintenance	once a week	twice per month	once a month	four times a year	twice a year	once a year
 Check cleanliness of playing and safety area. Remove any foreign object	<input type="checkbox"/>	<input type="checkbox"/>	<input checked="" type="checkbox"/>	<input type="checkbox"/>	<input type="checkbox"/>	<input type="checkbox"/>
 Check chain suspension of the pendulum seat for wear, replace if necessary. The nominal chain thickness must not diminish more than 30% (< 5 mm). Beyond that limit, a chain replacement is indispensable.	<input type="checkbox"/>	<input type="checkbox"/>	<input checked="" type="checkbox"/>	<input type="checkbox"/>	<input type="checkbox"/>	<input type="checkbox"/>
 Check rubber parts like the seat and both rubber buffers at the ends of the cable for wear, replace if necessary	<input type="checkbox"/>	<input type="checkbox"/>	<input checked="" type="checkbox"/>	<input type="checkbox"/>	<input type="checkbox"/>	<input type="checkbox"/>
 Where appropriate, check synthetic surfacing material for damages or severe wear, repair or replace, if necessary	<input type="checkbox"/>	<input type="checkbox"/>	<input checked="" type="checkbox"/>	<input type="checkbox"/>	<input type="checkbox"/>	<input type="checkbox"/>
 Check cable ride pulley for tight fixing and easy-running function, replace, if necessary (for the inner impact plates, also see the prescriptions on the two following pages).	<input type="checkbox"/>	<input type="checkbox"/>	<input type="checkbox"/>	<input type="checkbox"/>	<input checked="" type="checkbox"/>	<input type="checkbox"/>
 Check tightness of stand construction: stability of (vertical) posts or supports, retighten screw connections, if necessary.	<input type="checkbox"/>	<input type="checkbox"/>	<input type="checkbox"/>	<input type="checkbox"/>	<input checked="" type="checkbox"/>	<input type="checkbox"/>
 Check further structural components for wear and tightness; retighten, if necessary and replace defective parts.	<input type="checkbox"/>	<input type="checkbox"/>	<input type="checkbox"/>	<input type="checkbox"/>	<input checked="" type="checkbox"/>	<input type="checkbox"/>
 Check the bearing in the pulley for tight fixing and easy-running function, replace if necessary	<input type="checkbox"/>	<input type="checkbox"/>	<input type="checkbox"/>	<input type="checkbox"/>	<input checked="" type="checkbox"/>	<input type="checkbox"/>
 Check tension and damages of both springs at the end of the cable (see illustrated prescriptions on the last page), replace if necessary (see threshold value as mentioned in the installation instructions)	<input type="checkbox"/>	<input type="checkbox"/>	<input type="checkbox"/>	<input type="checkbox"/>	<input checked="" type="checkbox"/>	<input type="checkbox"/>
 Check foundations and structural construction for corrosion or decay, repair or replace if necessary	<input type="checkbox"/>	<input type="checkbox"/>	<input type="checkbox"/>	<input type="checkbox"/>	<input type="checkbox"/>	<input checked="" type="checkbox"/>

**Please note: The above-mentioned maintenance intervals only have recommendatory character. They must necessarily be adapted to the local circumstances of each playground (frequency of use, social setting, risk and frequency of vandalism etc.).**


## Instructions for maintenance

### Einstellbarkeit bzw. Optimierung des Seilwagenlaufs



### Adjustment resp. improvement of the pulley course on the rope

Für einen sauberen Lauf des Wagens, und um Verkanten oder Verletzung des Seils auszuschließen, können die seitlichen Anschlagplatten am Seilwagen mittels der Langlöcher in der Höhe verstellt werden. (im Lieferumfang enthalten: Schraubendreher Torx TX30 mit Bohrung für Pin – K&K Art.-Nr. 3490080)



For a proper course of the pulley and to avoid tilting or abrasion of the rope, the lateral impact plates of the pulley can be vertically adjusted ( included in delivery: screw driver Torx TX 30 with drill for pin – K&K item-Nr. 3490080)



# Instructions for maintenance

## Kontrollmaß zur Überprüfung bei jedem Wartungsintervall

## Specification to be checked on each service

Rundstab  $\varnothing$  8 mm darf  
nicht durch die Öffnung



The 8 mm finger rod must  
not fit into the notch!

Abstand  $<$  7 mm: O.K.



Gap  $<$  7 mm: O.K.

Abstand  $\geq$  7 mm:  
AUSTAUSCH!!

Gap  $\geq$  7 mm:  
REPLACEMENT!!



# Instructions for maintenance

## Instructions for a correct maintenance of the steel cable according to DIN EN 1176-1:2017-12

With a service interval on a monthly basis, the operating life of a steel cable amounts to 7 years.

On each occasion of device maintenance, the steel cable must be inspected for wear, tension and correct positioning within the device.

In case of damage, wear or with excess of the operating life, an immediate replacement is essential. **Exclusively** use spare parts from Kaiser & Kühne to ensure device safety.



### **Maintenance areas**

Check the following issues in every maintenance area:

- Steel cable buckling
- Wear of the steel cable
- Steel cable tension, retighten, if necessary
- Screw connections, retighten, if necessary
- Wear and tightness of structural components

Please note: The above-mentioned maintenance intervals only have recommendatory character. They must necessarily be adapted to the local circumstances of each playground (frequency of use, social setting, risk and frequency of vandalism etc.).