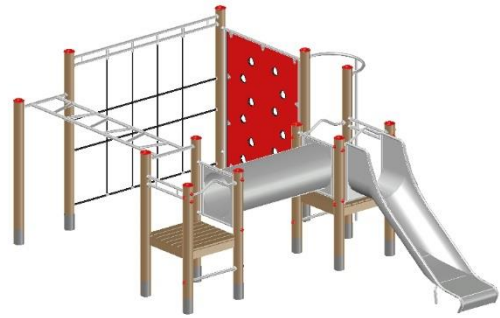


# Instructions for maintenance

In addition to the manufacturer-related service instructions, we strongly advise the operator/owner to consider the corresponding prescriptions of the European Standard EN1176-7.













## 021185704 K&K Climbing combination

### One-time maintenance



Check all screw connections; retighten, if necessary. Cover the screw heads with protective screw caps.

once,  
approx. 4-5 weeks after installation

| Recommended regular inspection and maintenance                                      |  | once a week              | twice per month                     | once a month                        | four times a year        | twice a year                        | once a year                         |
|---|--|--------------------------|-------------------------------------|-------------------------------------|--------------------------|-------------------------------------|-------------------------------------|
|  | Where appropriate, clean playing sand  | <input type="checkbox"/> | <input checked="" type="checkbox"/> | <input type="checkbox"/>            | <input type="checkbox"/> | <input type="checkbox"/>            | <input type="checkbox"/>            |
|  | Check cleanliness of playing and safety area. Remove any foreign object  | <input type="checkbox"/> | <input type="checkbox"/>            | <input checked="" type="checkbox"/> | <input type="checkbox"/> | <input type="checkbox"/>            | <input type="checkbox"/>            |
|  | Check cleanliness of sliding surfaces, remove protruding parts, exchange damaged sliding course coverings                          | <input type="checkbox"/> | <input type="checkbox"/>            | <input checked="" type="checkbox"/> | <input type="checkbox"/> | <input type="checkbox"/>            | <input type="checkbox"/>            |
|  | In case of drying cracks, remove splinters of wood and chamfer sharp edges   | <input type="checkbox"/> | <input type="checkbox"/>            | <input checked="" type="checkbox"/> | <input type="checkbox"/> | <input type="checkbox"/>            | <input type="checkbox"/>            |
|  | Where appropriate, check synthetic surfacing material for damages or severe wear, repair or replace, if necessary                  | <input type="checkbox"/> | <input type="checkbox"/>            | <input checked="" type="checkbox"/> | <input type="checkbox"/> | <input type="checkbox"/>            | <input type="checkbox"/>            |
|  | Check tightness of stand construction: stability of (vertical) posts or supports, retighten screw connections, if necessary.       | <input type="checkbox"/> | <input type="checkbox"/>            | <input type="checkbox"/>            | <input type="checkbox"/> | <input checked="" type="checkbox"/> | <input type="checkbox"/>            |
|  | Check further structural components for wear and tightness; retighten, if necessary and replace defective parts.                   | <input type="checkbox"/> | <input type="checkbox"/>            | <input type="checkbox"/>            | <input type="checkbox"/> | <input checked="" type="checkbox"/> | <input type="checkbox"/>            |
|  | Check tension and damages of the climbing ropes, replace if necessary  | <input type="checkbox"/> | <input type="checkbox"/>            | <input type="checkbox"/>            | <input type="checkbox"/> | <input checked="" type="checkbox"/> | <input type="checkbox"/>            |
|  | Check tightness/stability of the connection between stainless steel support and laminated timber post, replace post, if necessary. | <input type="checkbox"/> | <input type="checkbox"/>            | <input type="checkbox"/>            | <input type="checkbox"/> | <input checked="" type="checkbox"/> | <input type="checkbox"/>            |
|  | Check foundations and structural construction for corrosion or decay, repair or replace if necessary                               | <input type="checkbox"/> | <input type="checkbox"/>            | <input type="checkbox"/>            | <input type="checkbox"/> | <input type="checkbox"/>            | <input checked="" type="checkbox"/> |

**Please note: The above-mentioned maintenance intervals only have recommendatory character. They must necessarily be adapted to the local circumstances of each playground (frequency of use, social setting, risk and frequency of vandalism etc.).**