

Instructions for maintenance

We recommend, in addition to our instructions for maintenance, to consider carefully the demands of EN 1176-7










Standard Double Swing 0-40346-000 (2,50)



Check all screw connections; if necessary screw down again.

one-time only approx. 4-5 weeks after installation

Recommendations about regular maintenance

	1 x weekly	2 x monthly	1 x monthly	4 x yearly	2 x yearly	1 x yearly
 Check cleanliness of play- and safety area, take out alien elements	<input type="checkbox"/>	<input type="checkbox"/>	<input checked="" type="checkbox"/>	<input type="checkbox"/>	<input type="checkbox"/>	<input type="checkbox"/>
 Check stability of vertical posts, tighten bolt-connections if necessary	<input type="checkbox"/>	<input type="checkbox"/>	<input type="checkbox"/>	<input type="checkbox"/>	<input checked="" type="checkbox"/>	<input type="checkbox"/>
 Check other component elements for wear and tight connections, tighten connections and replace defective elements if necessary	<input type="checkbox"/>	<input type="checkbox"/>	<input type="checkbox"/>	<input type="checkbox"/>	<input checked="" type="checkbox"/>	<input type="checkbox"/>
 Check chain suspensions for wear, replace if necessary. The nominal chain thickness must not diminish more than 30% (<4,5mm) Beyond that limit, a chain replacement is indispensable. Please note that grub screw inside chain adapter has to be tightened e.g. with allen wrench or catch stoutly without overwinding the hexagon socket.	<input type="checkbox"/>	<input type="checkbox"/>	<input checked="" type="checkbox"/>	<input type="checkbox"/>	<input type="checkbox"/>	<input type="checkbox"/>
 Check bearings and/or joints for tight fixing and easy-runningfunction, replace an grease if necessary	<input type="checkbox"/>	<input type="checkbox"/>	<input type="checkbox"/>	<input type="checkbox"/>	<input checked="" type="checkbox"/>	<input type="checkbox"/>
 Check rubber parts like seats, hoses, collars etc. for wear,replace if necessary	<input type="checkbox"/>	<input type="checkbox"/>	<input checked="" type="checkbox"/>	<input type="checkbox"/>	<input type="checkbox"/>	<input type="checkbox"/>
 Check foundation, foundation anchoring and whole construction for corrosion or decay, repair or replace if necessary.	<input type="checkbox"/>	<input type="checkbox"/>	<input type="checkbox"/>	<input type="checkbox"/>	<input type="checkbox"/>	<input checked="" type="checkbox"/>

Please note: The mentioned maintenance intervals are a recommendation only. They have to be adjusted to the needs and circumstances of a certain playground (e.g. due to the frequency of use, social facilities and vandalism problems etc.)