

# Instructions for maintenance

We recommend, in addition to our instructions for maintenance, to consider carefully the demands of EN 1176-7










## Standard Double Swing 0-40342-000 (2,50)



Check all screw connections; if necessary screw down again.

one-time only approx. 4-5 weeks after installation

### Recommendations about regular maintenance

|  | 1 x weekly               | 2 x monthly              | 1 x monthly                         | 4 x yearly               | 2 x yearly                          | 1 x yearly                          |
|--|--------------------------|--------------------------|-------------------------------------|--------------------------|-------------------------------------|-------------------------------------|
|  Check cleanliness of play- and safety area, take out alien elements  | <input type="checkbox"/> | <input type="checkbox"/> | <input checked="" type="checkbox"/> | <input type="checkbox"/> | <input type="checkbox"/>            | <input type="checkbox"/>            |
|  Check stability of vertical posts, tighten bolt-connections if necessary   | <input type="checkbox"/> | <input type="checkbox"/> | <input type="checkbox"/>            | <input type="checkbox"/> | <input checked="" type="checkbox"/> | <input type="checkbox"/>            |
|  Check other component elements for wear and tight connections, tighten connections and replace defective elements if necessary   | <input type="checkbox"/> | <input type="checkbox"/> | <input type="checkbox"/>            | <input type="checkbox"/> | <input checked="" type="checkbox"/> | <input type="checkbox"/>            |
|  Check chain suspensions for wear, replace if necessary. The nominal chain thickness must not diminish more than 30% (<4,5mm) Beyond that limit, a chain replacement is indispensable. Please note that grub screw inside chain adapter has to be tightened e.g. with allen wrench or catch stoutly without overwinding the hexagon socket. | <input type="checkbox"/> | <input type="checkbox"/> | <input checked="" type="checkbox"/> | <input type="checkbox"/> | <input type="checkbox"/>            | <input type="checkbox"/>            |
|  Check bearings and/or joints for tight fixing and easy-runningfunction, replace an grease if necessary   | <input type="checkbox"/> | <input type="checkbox"/> | <input type="checkbox"/>            | <input type="checkbox"/> | <input checked="" type="checkbox"/> | <input type="checkbox"/>            |
|  Check rubber parts like seats, hoses, collars etc. for wear,replace if necessary   | <input type="checkbox"/> | <input type="checkbox"/> | <input checked="" type="checkbox"/> | <input type="checkbox"/> | <input type="checkbox"/>            | <input type="checkbox"/>            |
|  Check foundation, foundation anchoring and whole construction for corrosion or decay, repair or replace if necessary.  | <input type="checkbox"/> | <input type="checkbox"/> | <input type="checkbox"/>            | <input type="checkbox"/> | <input type="checkbox"/>            | <input checked="" type="checkbox"/> |

Please note: The mentioned maintenance intervals are a recommendation only. They have to be adjusted to the needs and circumstances of a certain playground (e.g. due to the frequency of use, social facilities and vandalism problems etc.)