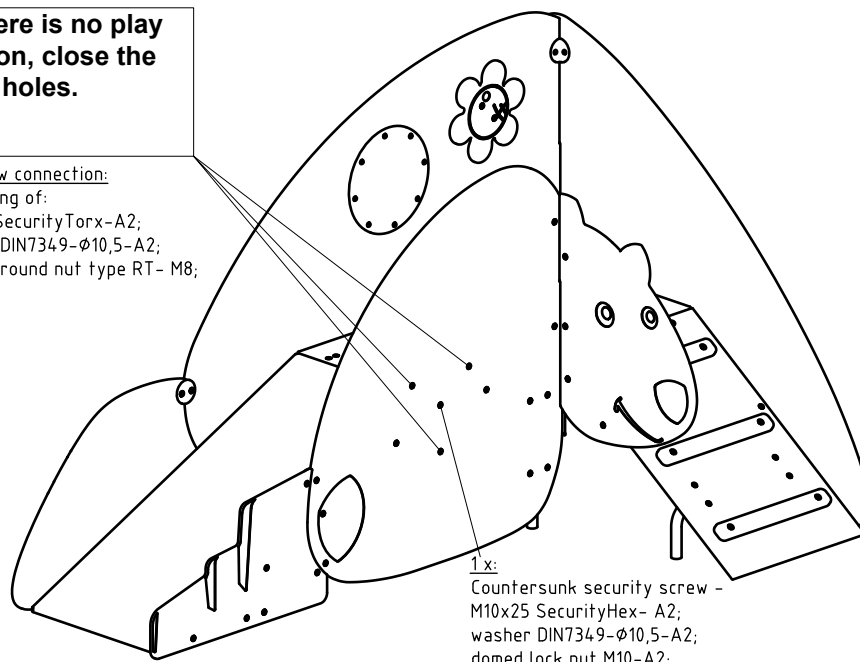
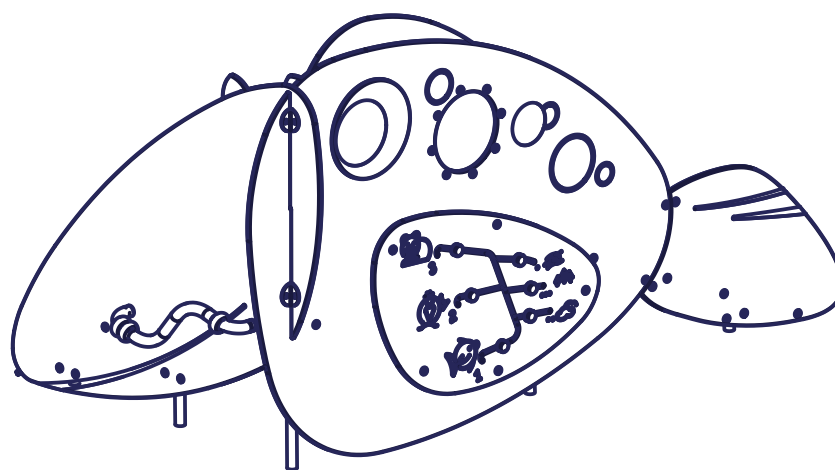


If there is no play option, close the drill holes.

3x screw connection:
consisting of:
M8x12-SecurityTorx-A2;
washer DIN7349- ϕ 10,5-A2;
RAMPA round nut type RT- M8;



1x:
Countersunk security screw -
M10x25 SecurityHex- A2;
washer DIN7349- ϕ 10,5-A2;
domed lock nut M10-A2;



1. Assign a device location considering the space requirements (impact area). Slide direction recommended: north-east or in half-shade of trees.
2. Excavate soil for foundations, according to drawing.
Please note: To achieve maximum stability and a safe installation, a moderate level of soil solubility is required.
3. Place base frame into the respective foundation holes. Play level mark (=pin) complies with the installation depth.
- 4. For installation of the pre-assembled components and/or single parts, the screws slightly have to be lubricated with installation paste!
Tighten all screws after having aligned all components.**
5. Grout foundations with compressed concrete C20/25, chamfer and round off the edges, cover the foundations with a surface which meets the requirements for impact attenuation so that the critical fall height of the surfacing is equal to, or greater than, the free height of fall of the equipment (acc. to EN 1176-1). The run-out section fall zone must have surfacing with a critical fall height of at least 1000mm (acc. to EN 1176-3).
6. Release for play after concrete foundations have set.
7. According to maintenance instructions, check all screw connections after 4-5 weeks and retighten, if necessary.

Please ensure that all special tools supplied (e.g. Allen key for secured Allen screws etc.) and all specific documents which are or may be useful for safety management acc. to EN 1176-7 (e.g. invoice, delivery note, order acknowledgement, installation instructions, maintenance instructions) are forwarded to the persons responsible.

**Necessarily insert all attachment parts before tightening the screws.
It is NOT possible to insert them afterwards.**

2x screw connection:

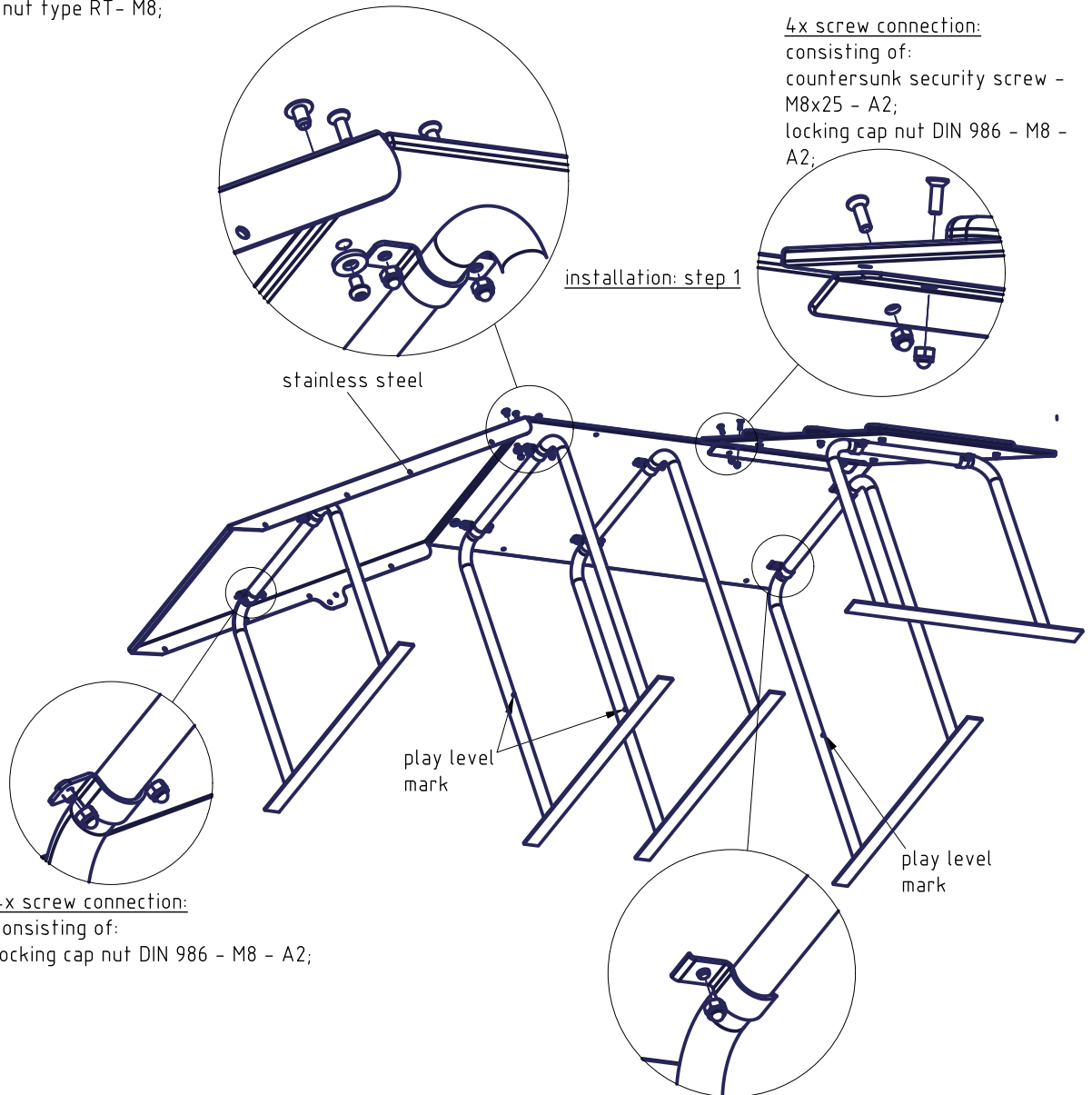
consisting of:
 oval-head security screw - M8x12 - A2;
 washer DIN7349- ϕ 10,5-A2;
 RAMPA round nut type RT- M8;

12x screw connection:

consisting of:
 countersunk security screw M8x25-A2;
 domed lock nut DIN 986-M8-A2;

4x screw connection:

consisting of:
 countersunk security screw -
 M8x25 - A2;
 locking cap nut DIN 986 - M8 -
 A2;



installation: step 1

4x screw connection:

consisting of:
 locking cap nut DIN 986 - M8 - A2;

2x screw connection:

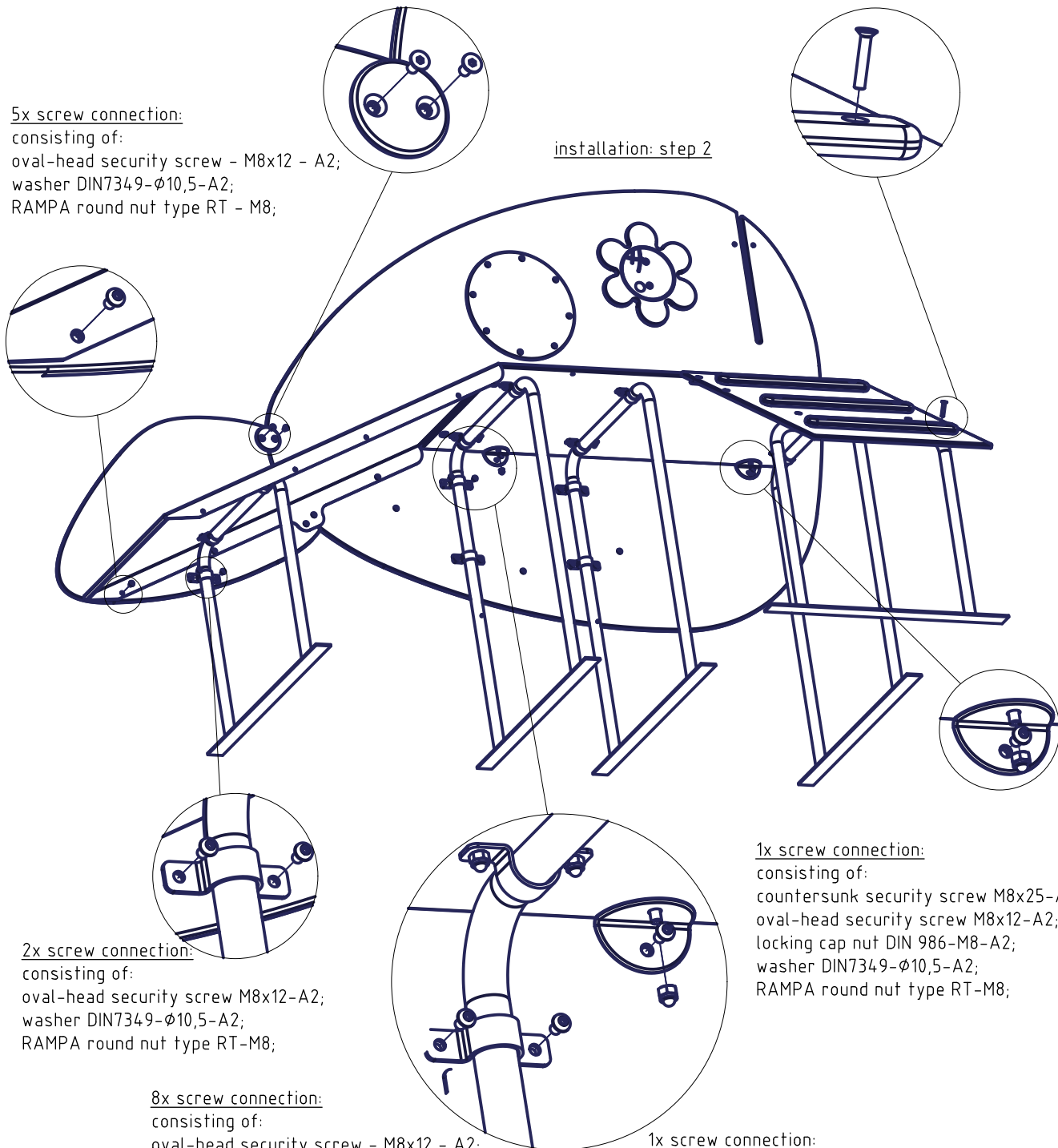
consisting of:
 countersunk security screw - M8x25 - A2;
 locking cap nut DIN 986 - M8 - A2;

2x screw connection:
 consisting of:
 countersunk screw M8x16-SecurityHex-A2;
 washer DIN7349- ϕ 10,5-A2;
 RAMPA round nut type RT- M8;

6x screw connection:
 consisting of:
 countersunk screw
 DIN 7991-M8x45- A2;
 washer DIN125-M8-A2;
 domed lock nut DIN986-M8-A2;

5x screw connection:
 consisting of:
 oval-head security screw - M8x12 - A2;
 washer DIN7349- ϕ 10,5-A2;
 RAMPA round nut type RT - M8;

installation: step 2



2x screw connection:
 consisting of:
 oval-head security screw M8x12-A2;
 washer DIN7349- ϕ 10,5-A2;
 RAMPA round nut type RT-M8;

8x screw connection:
 consisting of:
 oval-head security screw - M8x12 - A2;

1x screw connection:
 consisting of:
 countersunk security screw M8x25-A2;
 oval-head security screw M8x12-A2;
 locking cap nut DIN 986-M8-A2;
 washer DIN7349- ϕ 10,5-A2;
 RAMPA round nut type RT-M8;

1x screw connection:
 consisting of:
 countersunk security screw - M8x25 - A2;
 oval-head security screw - M8x12 - A2;
 locking cap nut DIN 986 - M8 - A2;

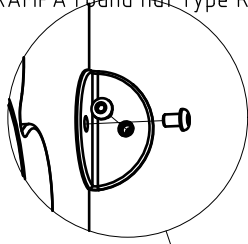
8x screw connection:

consisting of:

oval-head security screw - M8x12 - A2;

washer DIN7349-Ø10,5-A2;

RAMPA round nut type RT-M8;



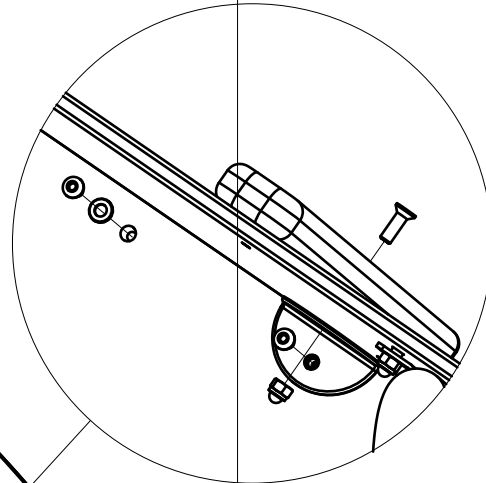
1x screw connection:

consisting of:

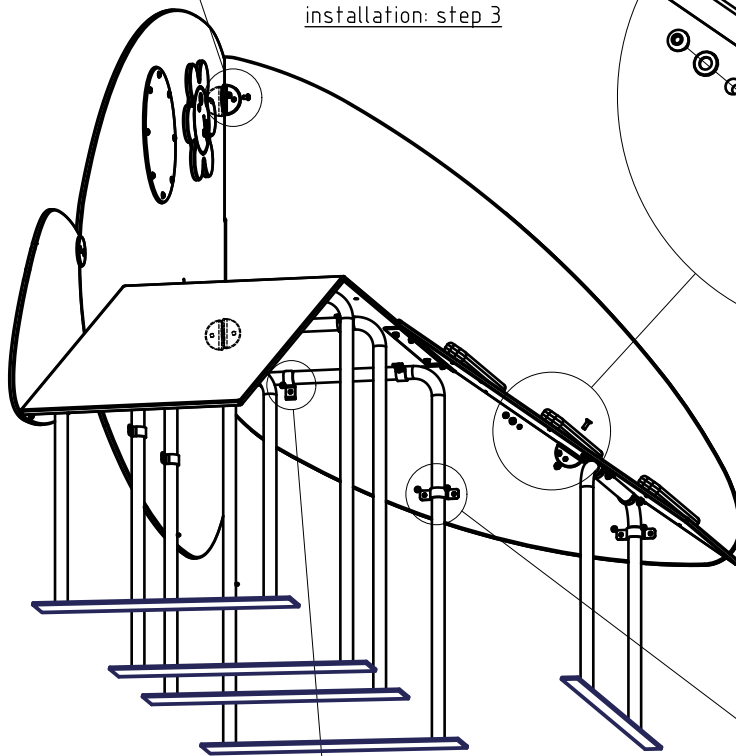
oval-head security screw -

M8x12 - A2;

washer DIN7349-Ø8,4-A2;



installation: step 3



1x screw connection:

consisting of:

countersunk security screw - M8x25 - A2;

oval-head security screw - M8x12 - A2;

locking cap nut DIN 986 - M8 - A2;

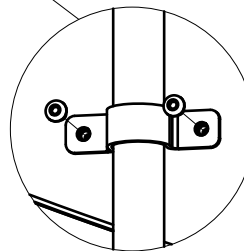
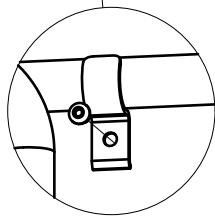
RAMPA round nut type RF - M8;

1x screw connection:

consisting of:

oval-head security screw -

M8x35 - A2



4x screw connection:

consisting of:

oval-head security screw - M8x12 - A2;

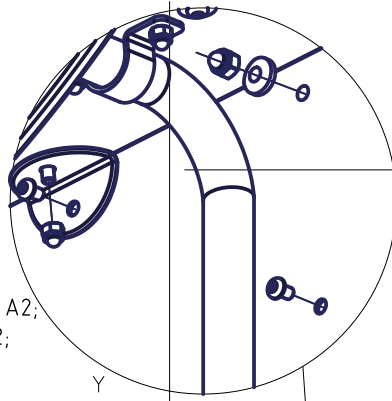
washer DIN7349-Ø10,5-A2;

RAMPA round nut type RT-M8;

1x screw connection:

consisting of:

- countersunk security screw - M8x25 - A2;
- oval-head security screw - M8x12 - A2;
- locking cap nut DIN 986 - M8 - A2;
- washer DIN7349- ϕ 10,5-A2;
- RAMPA round nut type RT-M8;



if there is no play option:

1x screw connection:

consisting of:

- countersunk security screw - M8x25 - A2;
- washer DIN 125 - ϕ 8,4 - A2;
- locking cap nut DIN 986 - M8 - A2;

if there is

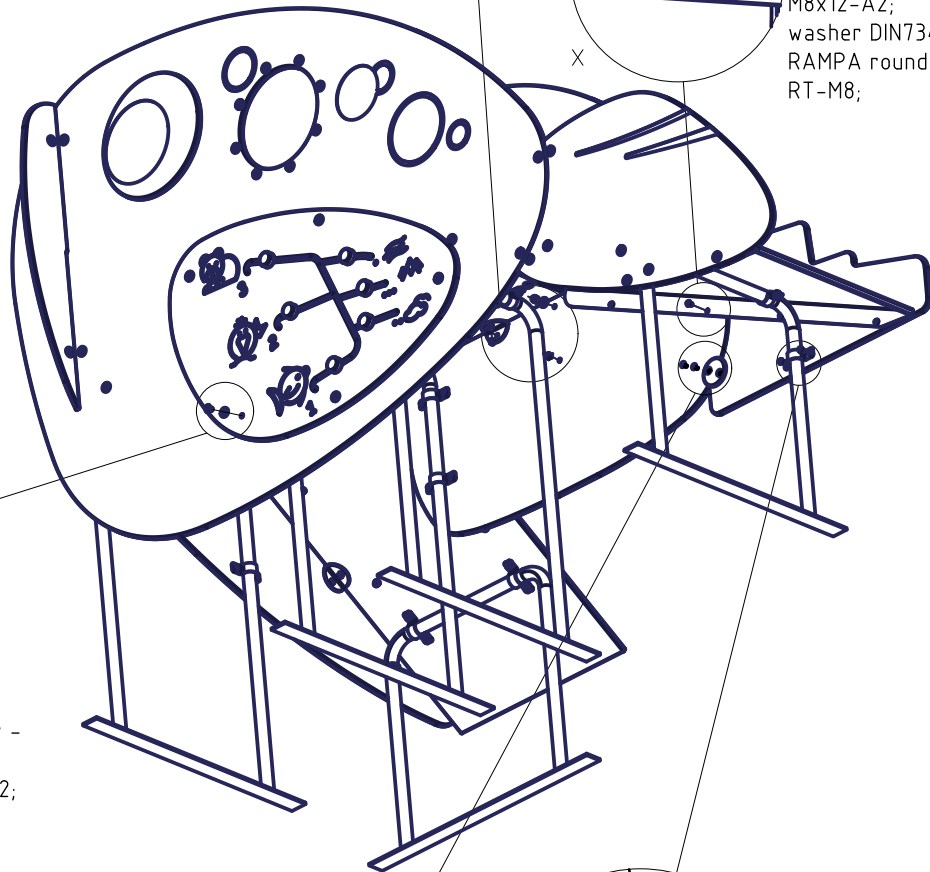
- no play option,
- play option item-no. 1260150 or
- play option item-no. 1260151

3x screw connection:

consisting of:

- oval-head security screw - M8x12 - A2;
- washer DIN7349- ϕ 10,5-A2;
- RAMPA round nut type RF - M8;

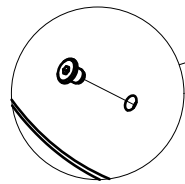
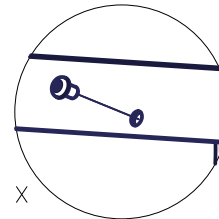
installation: step 4



4x screw connection:

consisting of:

- oval-head security screw - M8x12-A2;
- washer DIN7349- ϕ 10,5-A2;
- RAMPA round nut type RT-M8;



5x screw connection:

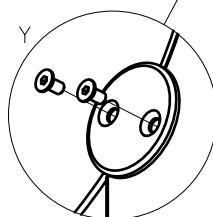
consisting of:

- oval-head security screw - M8x25-A2;
- washer DIN7349- ϕ 10,5-A2;
- RAMPA round nut type RT-M8;

4x screw connection:

consisting of:

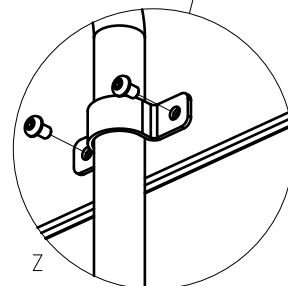
- countersunk security screw - M8x16 - A2;
- washer DIN7349- ϕ 10,5-A2;
- RAMPA round nut type RT-M8;



6x screw connection:

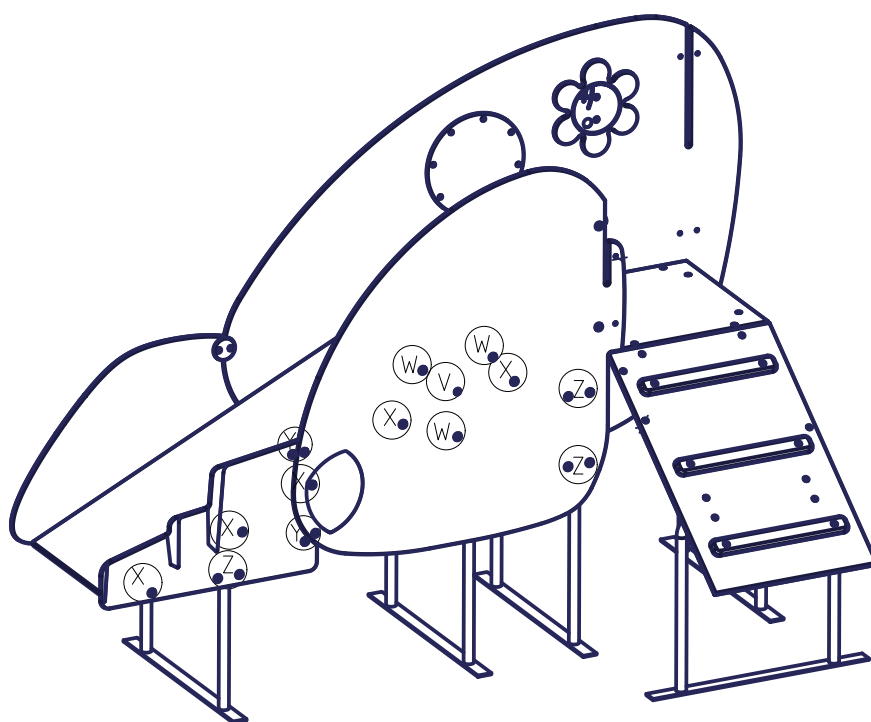
consisting of:

- oval-head security screw - M8x12-A2;
- washer DIN7349- ϕ 10,5-A2;
- RAMPA round nut type RT-M8;

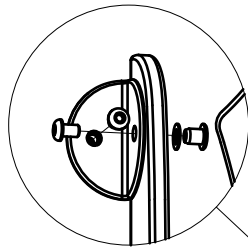


if there is a play option see separate installation instruction

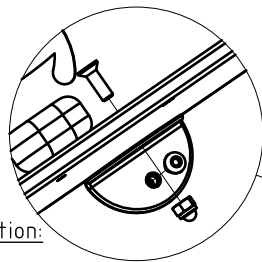
installation: step 4
view without beak



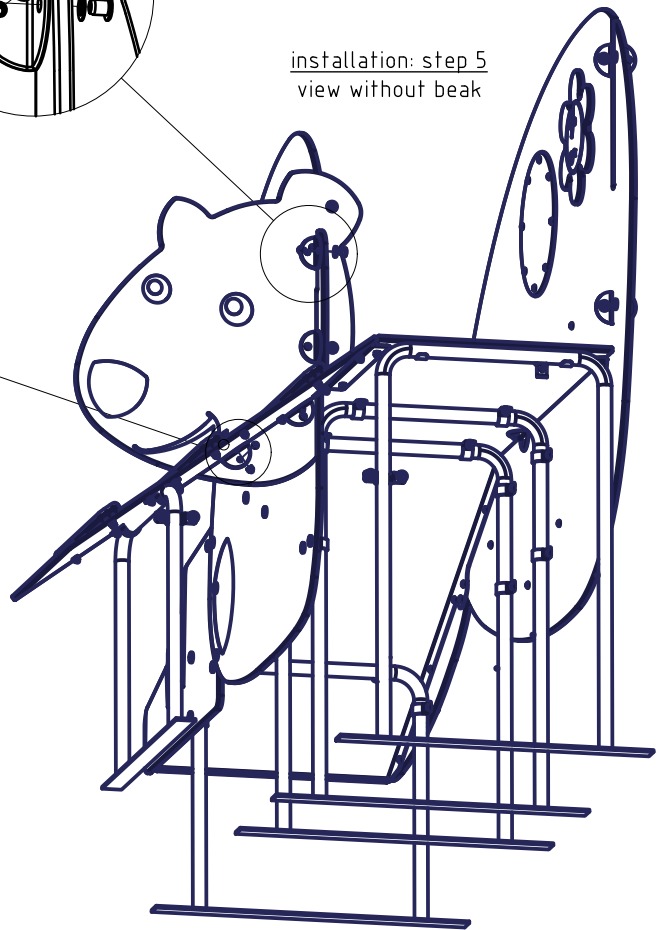
8x screw connection:
consisting of:
oval-head security screw - M8x12 - A2;
washer DIN7349- ϕ 10,5-A2;
RAMPA round nut type RT- M8;










installation: step 5
view without beak





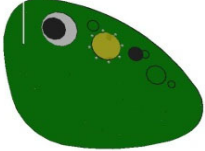




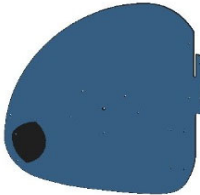

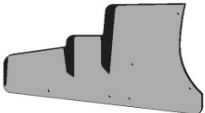
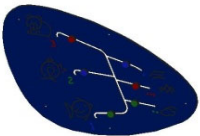

2x screw connection:
consisting of:
countersunk security screw - M8x25 - A2;
oval-head security screw - M8x12 - A2;
locking cap nut DIN 986 - M8 - A2;
RAMPA round nut type RF - M8;









<u>parts list</u>		039005000A	GB
item no.	quantity	description	image
2230889	1	brown HPL panel for Mini zoo platform	
2230890	1	brown HPL panel for Mini zoo climbing ramp	
2230891	3	white climbing rung for Mini zoo playing hill	
1030042	1	welded sheet metal unit for Mini zoo slide	
2002862	1	mounting brackets, angled at 36°	
1030017	3	welded unit for Mini zoo platform support	

<u>parts list</u>			039005000A	GB
item no.	quantity	description	image	
1030018	1	welded unit for Mini zoo ramp support		
1030041	1	welded pipe unit for Mini zoo sliding support		
3010069	18	double-lug pipe clamp Ø 33,7 A2		
3010070	3	double-lug pipe clamp Ø 33,7 A2		
1030019	1	pre-assembled HPL panel for Mini zoo body		
2230895	1	sunny yellow HPL panel for Mini zoo bird beak		

<u>parts list</u>			039005000A	GB
item no.	quantity	description	image	
2230896	1	sunny yellow HPL panel for Mini zoo bird beak		
2230897	1	ice-blue HPL panel for Mini zoo bear body		
2230898	1	ice-blue HPL panel for Mini zoo bear head		
2230899	1	white HPL panel for Mini zoo iceberg		
1030015	1	pre-assembled wing with shifting game		
1260152	1	pre-assembled wing with shifting game		

<u>parts list</u>			039005000A	GB
item no.	quantity	description	image	
2030735	14	circular mounting bracket, angled at 90°		
2030748	3	flat circular mounting lug Ø 80x6		
1292116	1	fastening kit for 039005000		
3400209	6	Countersunk hexagon socket screw M8x45 DIN7991 A2		
3400475	57	Dome head screw M8x12 Security Torx TR40 A2		
3400676	5	Dome head screw M8x25 Security Torx TR40 A2		

<u>parts list</u>			039005000A	GB
item no.	quantity	description	image	
3400691	24	Countersunk security hex socket screw M8x25 A2		
2030784	6	Countersunk-safety screw M8x16 PinHexagon A2		
3400778	1	PtrSafe		
3490139	59	Rampa round nut type RT-M8		
3430108	60	washer Ø 10,5 DIN 7349 A2		
3430009	6	washer Ø 8,4 DIN125 A2		

<u>parts list</u>			039005000A	GB
item no.	quantity	description	image	
3430010	34	hexagon cap nut M8 DIN 986 A2		
3430011	1	hexagon cap nut M10 DIN986 A2		
3400786	6	Countersunk hexagon socket screw M8x16 PinHexagon A2		
3400470	1	Countersunk hexagon socket screw M10x25 DIN7991 A2		