

# Instructions for maintenance

In addition to the manufacturer-related service instructions, we strongly advise the operator/owner to consider the corresponding prescriptions of the European Standard EN1176-7.











**K&K**  
**021294502 Gerätekombination**

## One-time maintenance



Check all screw connections; retighten, if necessary.

once,  
 approx. 4-5 weeks after installation

Recommended regular inspection and maintenance		once a week	twice per month	once a month	four times a year	twice a year	once a year
	Check cleanliness of playing and safety area. Remove any foreign object	<input type="checkbox"/>	<input type="checkbox"/>	<input checked="" type="checkbox"/>	<input type="checkbox"/>	<input type="checkbox"/>	<input type="checkbox"/>
	Check climbing handles for wear, replace if necessary	<input type="checkbox"/>	<input type="checkbox"/>	<input checked="" type="checkbox"/>	<input type="checkbox"/>	<input type="checkbox"/>	<input type="checkbox"/>
	Check cleanliness of sliding surfaces, remove protruding parts, exchange damaged sliding course coverings	<input type="checkbox"/>	<input type="checkbox"/>	<input checked="" type="checkbox"/>	<input type="checkbox"/>	<input type="checkbox"/>	<input type="checkbox"/>
	In case of drying cracks, remove splinters of wood and chamfer sharp edges	<input type="checkbox"/>	<input type="checkbox"/>	<input checked="" type="checkbox"/>	<input type="checkbox"/>	<input type="checkbox"/>	<input type="checkbox"/>
	Where appropriate, check synthetic surfacing material for damages or severe wear, repair or replace, if necessary	<input type="checkbox"/>	<input type="checkbox"/>	<input checked="" type="checkbox"/>	<input type="checkbox"/>	<input type="checkbox"/>	<input type="checkbox"/>
	Check tightness of stand construction: stability of (vertical) posts or supports, retighten screw connections, if necessary.	<input type="checkbox"/>	<input type="checkbox"/>	<input type="checkbox"/>	<input type="checkbox"/>	<input checked="" type="checkbox"/>	<input type="checkbox"/>
	Check further structural components for wear and tightness; retighten, if necessary and replace defective parts.	<input type="checkbox"/>	<input type="checkbox"/>	<input type="checkbox"/>	<input type="checkbox"/>	<input checked="" type="checkbox"/>	<input type="checkbox"/>
	Check foundations and structural construction for corrosion or decay, repair or replace if necessary	<input type="checkbox"/>	<input type="checkbox"/>	<input type="checkbox"/>	<input type="checkbox"/>	<input type="checkbox"/>	<input checked="" type="checkbox"/>

**Please note: The above-mentioned maintenance intervals only have recommendatory character. They must necessarily be adapted to the local circumstances of each playground (frequency of use, social setting, risk and frequency of vandalism etc.).**