

play equipment

Combi sandworks

item number

031590703**product description** (page 1)Posts

Laminated Robinia timber Ø 120 mm with cylindrical milling. End-grain surfaces are covered by non-detachable protective stainless steel caps.

Stainless steel tubular pedestal for concrete-cast foundation and for fixed mounting to round Robinia posts, Ø 120 mm, below playing surface.

Platforms

Platforms from boards of 30 mm thickness and all-round square-shaped joists 45 x 100 mm. Dried timber from Robinia, planed, milled and free from decay. Force-fitting fastening through specific stainless steel brackets with end-to-end bolt assembly.

Attachment parts

- bowed guardrails with roll-off prevention, from stainless steel tubes, Ø 33,7 x 2 mm
- tandem guardrails from stainless steel tubes, Ø 33,7 x 2 mm
- tower roof, inclination 80°, made from highly weather-resistant coloured HPL, 13 mm thickness
- wind turbine from a stainless steel construction with 18 rigid blades. Additional powder-coating and stove-enamelling, white colour / RAL 9010. Other RAL colours on choice. Smooth turbine running thanks to both horizontal and vertical roller bearings, even with little air circulation
- stainless steel climbing post Ø 159 x 3 mm, step surfacing from profiled stainless sheet steel
- sloped chain ladder with stainless steel rungs
- sand chute and rubber sand wheel with fabric insert
- sand pulley with rubber scoop and stainless steel chain, link thickness of 4 mm. Continuous loop construction to block its drawing into adjoining playing areas/free spaces
- wide attachment slide, width 1,10 m, one-piece welded assembly, stainless steel sheet thickness: 2,5 mm, with roll-off prevention above the entrance section

For your planning, due to a possible sliding surface heating, please see to a north-east orientation of the slides or provide half-shade of trees.

Metal components: stainless steel

Robinia timber is furnished with water-repellent, breathable protective coating. Besides protection from moisture, that treatment

play equipment

Combi sandworks

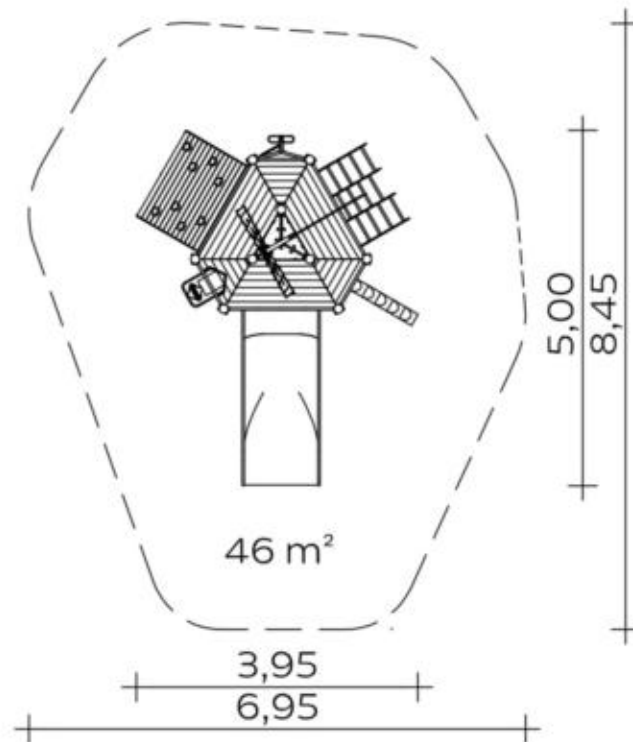
item number

031590703**product description** (page 2)

reduces crack formation. Thanks to a specific fastening adaptor, forces arising from the modular attachment parts are directly derived into the posts. Tamper-proof connections thanks to screws with protective screw caps.

play equipment

item number

Combi sandworks
031590703
<https://kaiser-kuehne.com/products/?lang=en>
product data


(without scale)














installation

play equipment [m]	l	5,00
	w	3,95
	h	5,50
minimum space [m]	l	8,45
	w	6,95
	h	5,50
impact area [m²]		46,00
free height of fall [m]		1,10
number of mechanics		2
assembly time [hrs]		10
lifting device		no
single weight [kg]		110
total weight [kg]		800

foundations

l [m]	w [m]	h [m]	vol [m³]	qty
0,30	0,30	0,40	0,036	4
0,40	0,40	0,40	0,064	9
1,25	0,40	0,40	0,200	1
			0,920	14

usage

areas of use	public playgrounds			
activities	sliding	manual activity		
age groups	3+			
number of users	20			
slide heights [m]	1,10			
platform heights	1,00			
inclusion	Meeting opportunity		Drama play	
	Exploratory game		Fine motor skills	
	Feeling		Functional play	
	Speed		Balancing	
	Group games		Altitude experience	
	Coordination		Parallel play	
	Self-awareness		Fumbling	

play equipment
item number

Combi sandworks

031590703

variants

16994 *Classic*



16995 *Pirate*



27552 *Aloha*



27553 *Beach*



27554 *City*



27555 *Coral*



27556 *Ice Palace*



27557 *Jungle*



27558 *Mermaid*



27559 *Nature*



27560 *Ocean*



27561 *Safari*



27562 *Sky*



27563 *Sun*



27564 *Sunny Day*



play equipment

Combi sandworks

item number

031590703

variants

27565 *Sweden*

