

play equipment

**Play structure**

item number

**023131503****product description** (page 1)Posts

Posts made from stainless steel tubes Ø 120 x 3 mm covered by non-detachable protective stainless steel caps.

Platform

Platform from boards of 30 mm thickness and all-round square-shaped joists 45 x 100 mm. Dried timber from Robinia, planed, milled and free from decay. Force-fitting fastening through specific stainless steel brackets with end-to-end bolt assembly.

Attachment parts

- timber infill barrier from Robinia, 125 x 30 mm, fastening between stainless steel tubes Ø 33,7 x 2 mm
- stepped guardrail from stainless steel tubes, Ø 33,7 x 2 mm
- bowed guardrail with roll-off prevention, from stainless steel tubes, Ø 33,7 x 2 mm
- sloping tottery stairs suspended from fine stainless steel chains fixed to tandem guardrails
- stainless steel climbing post Ø 159 x 3 mm, step surfacing from profiled stainless sheet steel
- seat 0,80 m made from highly weather-resistant coloured HPL panel (20 mm thickness)
- ladder rungs made from stainless steel tubes Ø 38 mm
- tower roof, inclination 80°, made from highly weather-resistant coloured HPL, 13 mm thickness
- attachment slide, width 0,60 m, one-piece welded assembly, stainless steel sheet thickness: 2,5 mm, with roll-off prevention above the entrance section

**For your planning, due to a possible sliding surface heating, please see to a north-east orientation of the slides or provide half-shade of trees.**

Metal components: stainless steel

Robinia timber is furnished with water-repellent, breathable protective coating. Besides protection from moisture, that treatment reduces crack formation. Thanks to a specific fastening adaptor, forces arising from the modular attachment parts are directly derived into the posts. Tamper-proof connections thanks to screws with security socket.

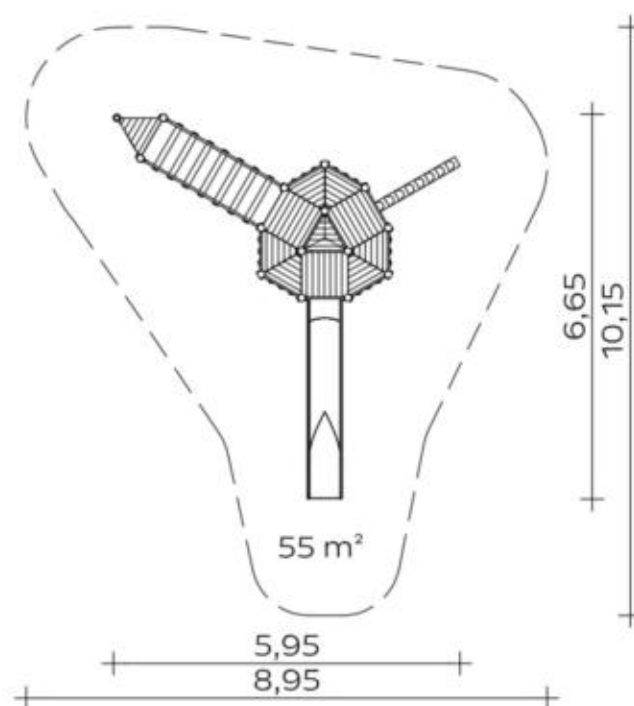
play equipment

item number

## Play structure

**023131503**
<https://kaiser-kuehne.com/products/?lang=en>

### product data



(without scale)





### installation

play equipment [m]	l	6,65
	w	5,95
	h	5,40
minimum space [m]	l	10,15
	w	8,95
	h	5,40
impact area [m²]		55,00
free height of fall [m]		1,80
number of mechanics		2
assembly time [hrs]		8
lifting device		no
single weight [kg]		100
total weight [kg]		955

### foundations

l [m]	w [m]	h [m]	vol [m³]	qty
0,30	0,30	0,40	0,036	1
0,40	0,40	0,40	0,064	15
0,75	0,40	0,40	0,120	1
			1,116	17
















### usage

areas of use	public playgrounds			
activities	sliding climbing		balancing motion activity	
age groups	4+			
number of users	21			
slide heights [m]	1,70			
platform heights	0,20	0,80	1,60	2,40
inclusion	Drama play		Individual games	
	Functional play		Speed	
	Balancing		Group games	
	Altitude experience		Communication	
	Coordination		Parallel play	

play equipment  
item number

**Play structure  
023131503**

**variants**

16755 <i>Classic</i>	16756 <i>Ice Palace</i>	26229 <i>Aloha</i>
		
26230 <i>Beach</i>	26231 <i>City</i>	26232 <i>Coral</i>
		
26233 <i>Jungle</i>	26234 <i>Mermaid</i>	26235 <i>Nature</i>
		
26236 <i>Ocean</i>	26237 <i>Pirate</i>	26238 <i>Safari</i>
		
26239 <i>Sky</i>	26240 <i>Sun</i>	26241 <i>Sunny Day</i>
		

play equipment

## **Play structure**

item number

**023131503**

### **variants**

26242 *Sweden*

