

play equipment

Play structure

item number

021634701**product description** (page 1)Posts

Laminated Robinia timber Ø 120 mm with cylindrical milling. End-grain surfaces are covered by non-detachable protective stainless steel caps. Stainless steel tubular pedestal for concrete-cast foundation and for fixed mounting to round Robinia posts, Ø 120 mm, below playing surface.

Platforms

Platforms from boards of 30 mm thickness and all-round square-shaped joists 45 x 100 mm. Dried timber from Robinia, planed, milled and free from decay. Force-fitting fastening through specific stainless steel brackets with end-to-end bolt assembly.

Attachment parts

- timber balustrades from Robinia, 125 x 30 mm. fastening between stainless steel tubes Ø 33,7 x 2 mm
- tandem guardrails from stainless steel tubes, Ø 33,7 x 2 mm
- tower roof, 72° inclination, made from brown highly weather-resistant HPL panels, 13 mm thickness. Fastening to a stainless steel frame Ø 33,7 x 2 mm
- straight red tower flag including flagpole
- climbing bar from stainless steel tube Ø 38 x 2,5 mm with twist protection
- vertical handle from stainless steel tube Ø 33,7 x 2 mm, as a climbing aid
- vertical climbing pole and climbing bars from stainless steel tubes Ø 38
- climbing net from Hercules ropes suspended from stainless steel tandem crossbeam
- trough-shaped attachment slide, width 0,60 m, one-piece welded assembly, stainless steel sheet thickness: 2,5 mm, with roll-off prevention above the entrance section

Metal components: stainless steel

Robinia timber is furnished with water-repellent, breathable protective coating. Besides protection from moisture, that treatment reduces crack formation. Thanks to a specific fastening adaptor, forces arising from the modular attachment parts are directly derived into the posts. Tamper-proof connections thanks to screws with protective screw caps.

For your planning, due to a possible sliding surface heating, please see to a north-east orientation of the slides or provide half-shade of trees.

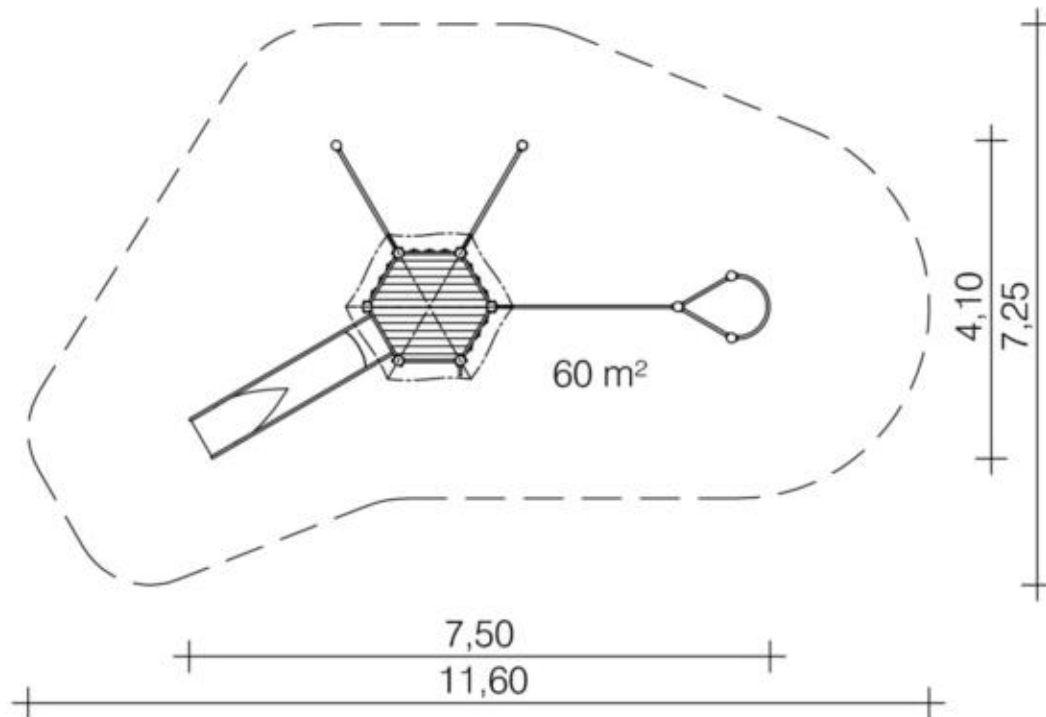
play equipment

item number

Play structure

021634701
<https://kaiser-kuehne.com/products/?lang=en>

product data



(without scale)










installation

play equipment [m]	l	7,50
	w	4,10
	h	5,85
minimum space [m]	l	11,60
	w	7,25
	h	5,85
impact area [m²]		60,00
free height of fall [m]		2,32
number of mechanics		2
assembly time [hrs]		11
lifting device		no
single weight [kg]		85
total weight [kg]		555

foundations

l [m]	w [m]	h [m]	vol [m³]	qty
0,30	0,30	0,40	0,036	1
0,40	0,40	0,40	0,064	11
0,75	0,40	0,40	0,120	1
			0,860	13

usage

areas of use	public playgrounds			
activities	sliding	climbing		
	motion activity			
age groups	4+			
number of users	19			
slide heights [m]	1,30			
platform heights	1,20			
inclusion	Drama play		Individual games	
	Functional play		Speed	
	Balancing		Group games	
	Altitude experience		Coordination	
	Parallel play			

play equipment

Play structure

item number

021634701

variants

16673 *Classic*



16674 *Sky*

