

Instructions for maintenance

In addition to the manufacturer-related service instructions, we strongly advise the operator/owner to consider the corresponding prescriptions of the European Standard EN1176-7.



060270000 Stool




































One-time maintenance

(exemplary colour illustration)



Check all screw connections; retighten, if necessary. Cover the screws with protective screw caps.

once,
approx. 4-5 weeks after installation

Recommended regular inspection and maintenance		once a week	twice per month	once a month	four times a year	twice a year	once a year
	Check cleanliness of playing and safety area. Remove any foreign object						
	In case of drying cracks, remove splinters of wood and chamfer sharp edges						
	Check tightness of stand construction: stability of (vertical) posts or supports, retighten screw connections, if necessary.						
	Check further structural components for wear and tightness; retighten, if necessary and replace defective parts.						
	Check foundations and structural construction for corrosion or decay, repair or replace if necessary						

Please note: The above-mentioned maintenance intervals only have recommendatory character. They must necessarily be adapted to the local circumstances of each playground (frequency of use, social setting, risk and frequency of vandalism etc.).