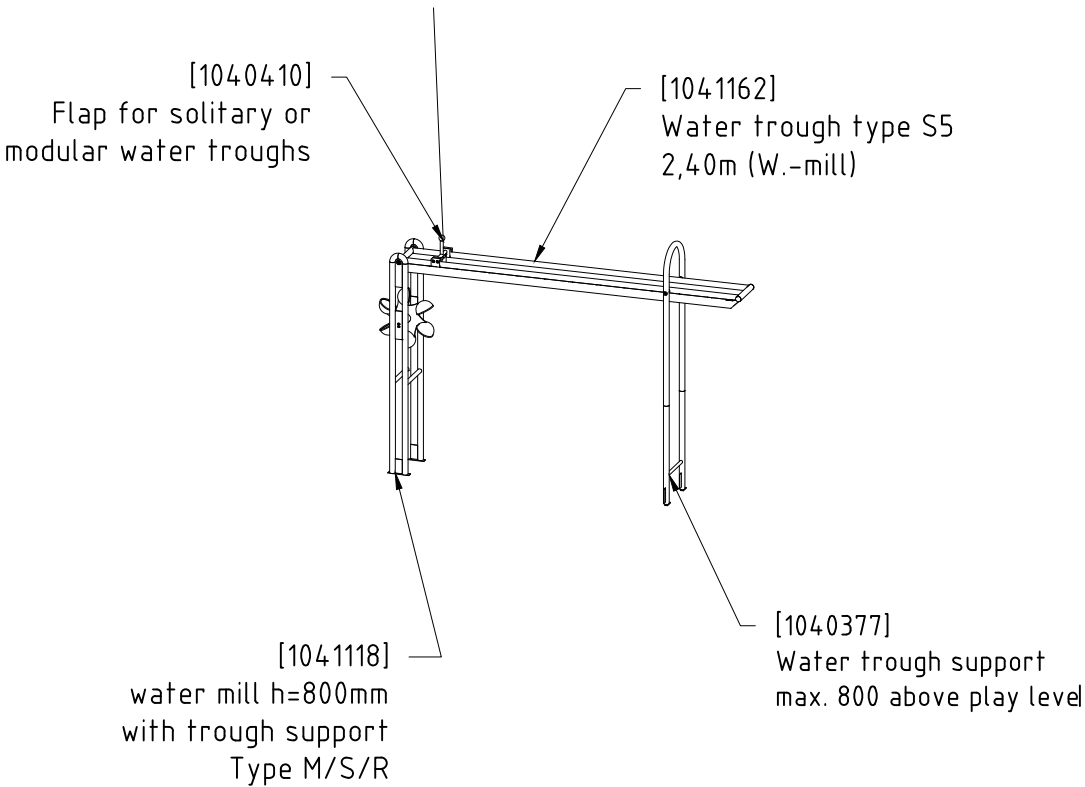


PERSPECTIVE VIEW

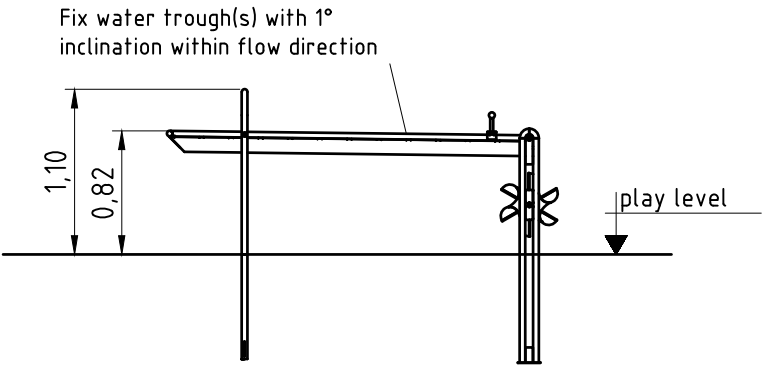
Please note the pre-assembled retaining flap. Keep a minimum distance of 230 mm to the support, otherwise, the requirements of Standard for playground equipment EN 1176-1 concerning head entrapment will no longer be met.



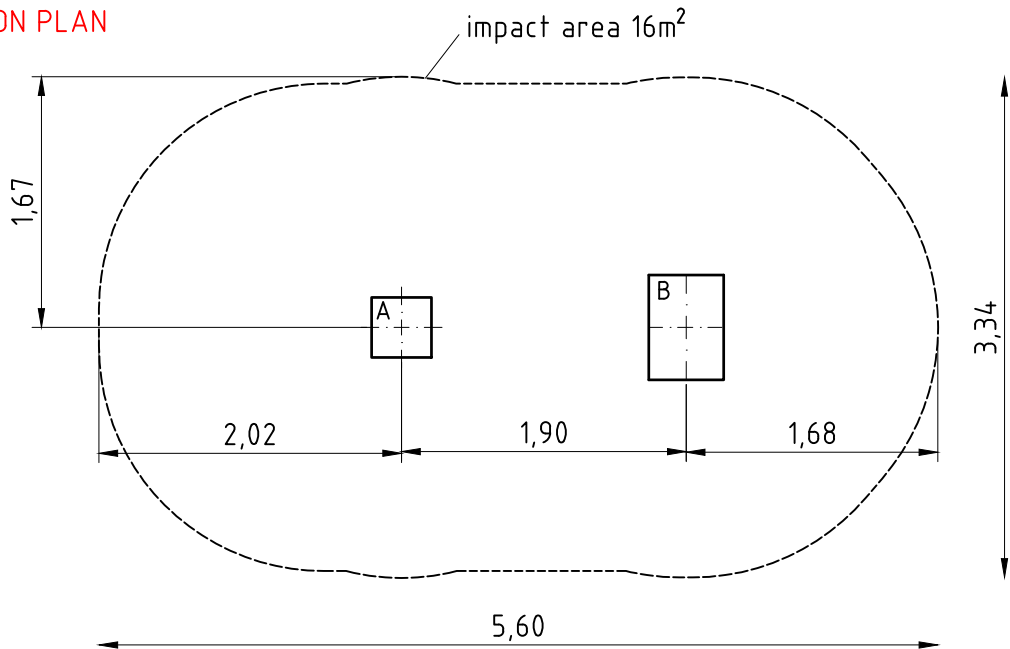
1. Assign a location for the equipment considering the space requirements.
2. Excavate soil for foundations, according to drawing.  
Please note: To achieve maximum stability and a safe installation, a moderate level of soil solubility is indispensable.
3. **Attention: For installation of the components, the screws slightly have to be lubricated with installation paste!**
4. Connect water trough to both steel supports, put assembly into foundation holes and align it according to drawing. Grout foundations with compressed concrete C20/25, chamfer and round off the edges and cover foundations with surfacing material (acc. to EN 1176-1).
5. Release for play after concrete foundations have set.

Please take care that all special tools (e.g. special Allen key for secured Allen screws etc.) and all specific documents which are or may be useful for safety management acc. to EN 1176-7 (e.g. invoice, delivery note, order acknowledgement, installation instructions, maintenance instructions) are forwarded to the persons responsible.

FRONT VIEW



FOUNDATION PLAN



FOUNDATION DETAILS

foundations (on site)

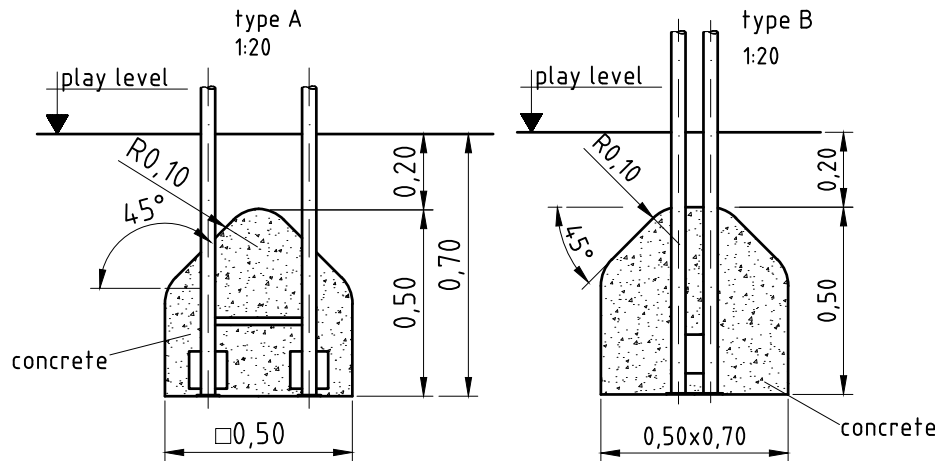
1x 0,50 m x 0,50 m x 0,50 m

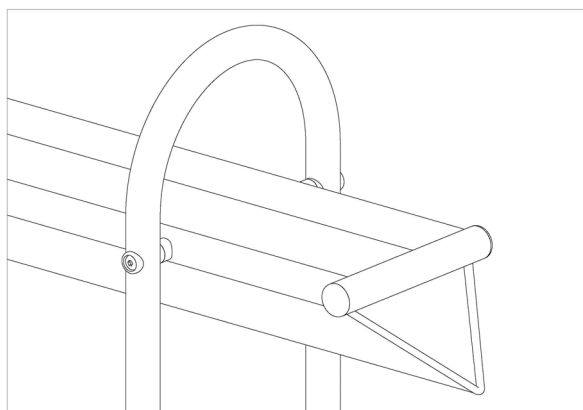
1x 0,70 m x 0,50 m x 0,50 m

(approximate) concrete needs

0,30 m<sup>3</sup>

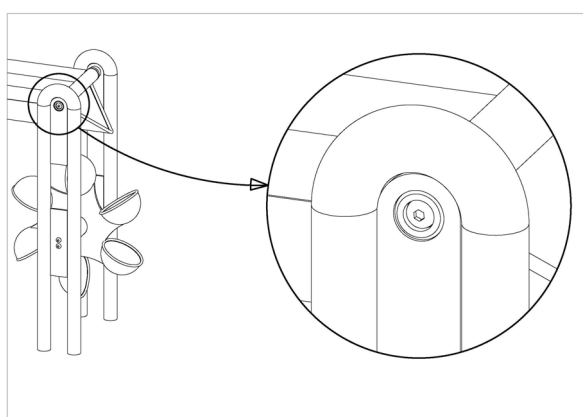
Installation





**2 x SFXS1040006 Water trough (S) at support**

| per set | total | item no. | material short text                              |
|---------|-------|----------|--|
| 1       | 2     | 3400286  | Dome head security screw-M10x50-Resistorx T45 A2 |



**2 x SFXS1040016 Water trough (S) at elevation water mill**

| per set | total | item no. | material short text                              |
|---------|-------|----------|--|
| 1       | 2     | 3400195  | Dome head security screw-M10x30-Resistorx T45 A2 |

**1 x SFWZ0000014 Lubricating metal, bag (4 g)**

| per set | total | item no. | material short text              |
|---------|-------|----------|----------------------------------|
| 1       | 1     | 5300024  | Metaflux fitting lubricant 2x4 g |



**1 x SFWZ0000002 Security TORX wrench TR45**

| per set | total | item no. | material short text          |
|---------|-------|----------|------------------------------|
| 1       | 1     | 3490033  | Allen key security TORX TR45 |

